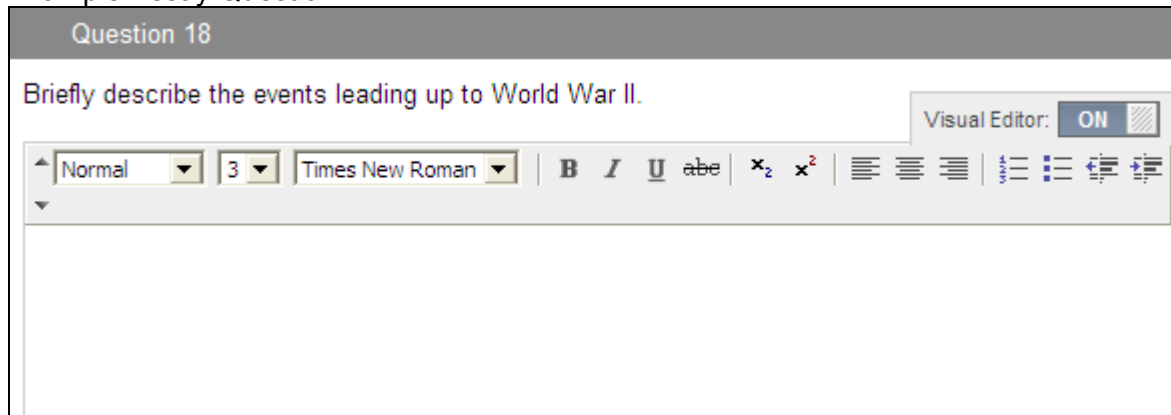


Creating Essay/Short Answer Questions

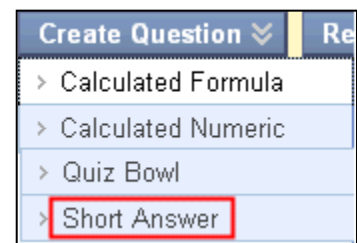
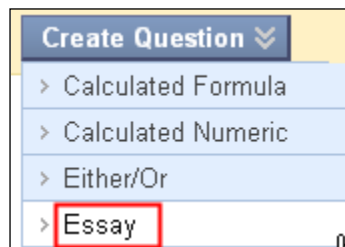
Essay and Short Answer questions are very similar. They both require the Instructor to provide a question or statement, to which students type an answer into a text field. The key difference between the two is with Short Answer questions the length of the answer textbox can be limited to a value between 1 and 6 rows of text. The number of rows is intended to be a guideline only; it does not impose an absolute limit on answer length. Both Essay and Short Answer questions must be graded manually by the instructor.

Example Essay Question

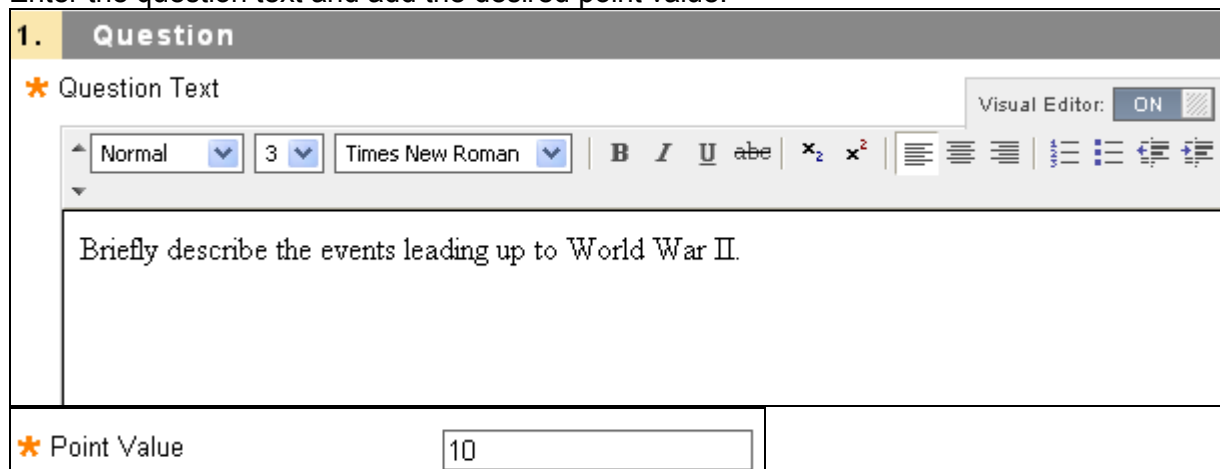


Note: This tutorial assumes the test has already been created within Blackboard. Refer to the “Adding a Test to Test/Survey/Pools Area” tutorial for further information about this step.

1. From the Test Canvas screen, choose **Essay** or **Short Answer** from the Create Question menu.



2. Enter the question text and add the desired point value.






3. If creating a Short Answer question, indicate the number of rows to be displayed in the answer field. For both Short Answer and Essay questions, an example of a correct response may be added as well (optional).

2. Answer

Enter an answer to provide an example of a correct response.

Set the number of rows that will display in the answer field.

Answer Text Visual Editor: ON

Normal Times New Roman **B** *I* U ~~abc~~ x_2 x^2 |   

|

4. Add **Feedback** for correct and incorrect responses if desired.
5. Finally, click **Submit** to complete the question.